

# How to register for the SHA Portal

## Instructions for landlords



| [TENANT LOGIN](#) | [LANDLORD LOGIN](#)



Welcome To Seattle Housing Authority Portal

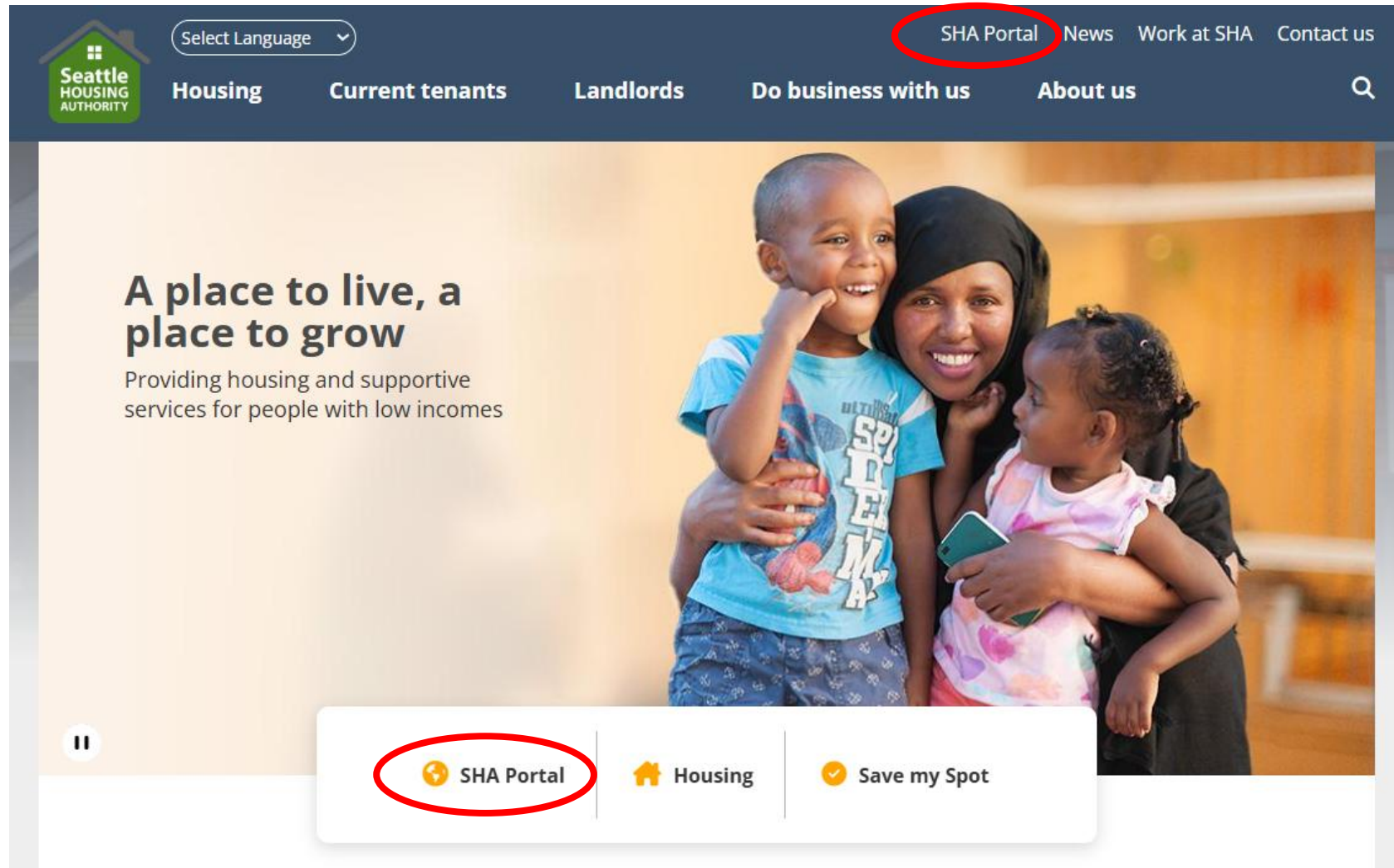
[TERMS AND CONDITIONS](#) | [PRIVACY POLICY](#) | [TRANSLATE THIS PAGE](#) | [CONTACT US](#)



Before registering for the SHA Portal, make sure you have:

- An active email address
- The unique registration code included in your registration invitation letter
- Your Tax ID or Social Security Number (SSN)

Go to <https://seattlehousing.org> and click on “SHA Portal.”



[HOME](#)[HOUSING](#)[SUPPORTIVE SERVICES](#)[CURRENT TENANTS](#)[DO BUSINESS WITH US](#)[ABOUT US](#)[News](#) [Events](#) [Work at SHA](#) [Contact us](#)[SHA Portal](#)[How to register](#)[Home](#)

## What is the SHA Portal?

Already registered? [Log in](#). If you have not yet registered, please follow the instructions below.

## What can I use the SHA Portal to do?

The SHA Portal is a convenient and secure way to do business online with Seattle Housing Authority.

### Applicants

- Apply for a chance to receive a Housing Choice Voucher
- Update an existing application for SHA Housing\*
- Update contact information

New applicants, please visit [Housing](#) to learn about the different programs and different application processes.

### Tenants

- Report changes to household or income
- Submit recertification information
- [Pay rent online or set up walk-in payments at a nearby store](#) (SHA residents only)
- Update contact information
- Contact property manager or certification specialist
- [Submit maintenance requests](#) (SHA residents only)

### Landlords

- Manage property accounts
- Request Tenancy Approval
- Access 1099s
- Request rent increases
- Transact other business with SHA
- Update contact information
- Contact Landlord Support

## How do I register?

Click the button below to go to the SHA Portal and select Applicant Login, Tenant Login or Landlord Login. On the following page, select Click here to register. If you need help with registration, [see detailed instructions](#). If you need additional assistance, please [contact us](#).

Applicants, please note that registering for a user account on the SHA Portal does not mean you have applied for a Housing Choice Voucher or SHA Housing. After registering, please follow additional instructions to complete and submit your application.

Click here

[SHA Portal >](#)



Click “Landlord Login”



[APPLICANT LOGIN](#) | [TENANT LOGIN](#) | [LANDLORD LOGIN](#)



Welcome To Seattle Housing Authority Portal

[TERMS AND CONDITIONS](#) | [PRIVACY POLICY](#) | [TRANSLATE THIS PAGE](#) | [CONTACT US](#)



## SHA Portal Login


If you have already registered, you can log in below using the email address associated with your account.


To complete your online registration, you must have a valid email address. If you do not have an email address, please click one of the following links to create one, or choose another provider.


[Gmail](#)

[Yahoo](#)

[Outlook](#)

 [Continue with Email](#)

 [Continue with Google](#)

 [Continue with Apple](#)

Do not have an account? [Click here to register](#)

[Terms and Conditions](#)  
[Manager and Owners](#)

Click here to register.



## SHA Portal Registration

If you have already registered, you can log in below with the User Name and Password you created. Click the Forgot password link if you forgot your password.

To complete your online registration, you must have a valid email address. If you do not have an email address, please click one of the following links to create one, or choose another provider.

Gmail

Yahoo

Outlook

Enter Your Registration Code

Go

Enter your unique registration code, provided to you in the registration invitation letter.

If you do not have the code, SHA's Owner Liaison at 206.239.1672 or [landlordsupport@seattlehousing.org](mailto:landlordsupport@seattlehousing.org)

Already registered? [Click here to log in](#)



\*Denotes a required field

\*\*Data in these fields will be validated against information with Seattle Housing Authority.

#### Personal Details

First Name\*

Last Name\*

Tax ID or SSN\*\*

Phone (Home)\*

Complete all fields.







## Account Information

Email Address\* (Your email address is your user name)

Confirm Email Address\*

This site is protected by reCAPTCHA and the Google Privacy Policy and Terms of Service apply.

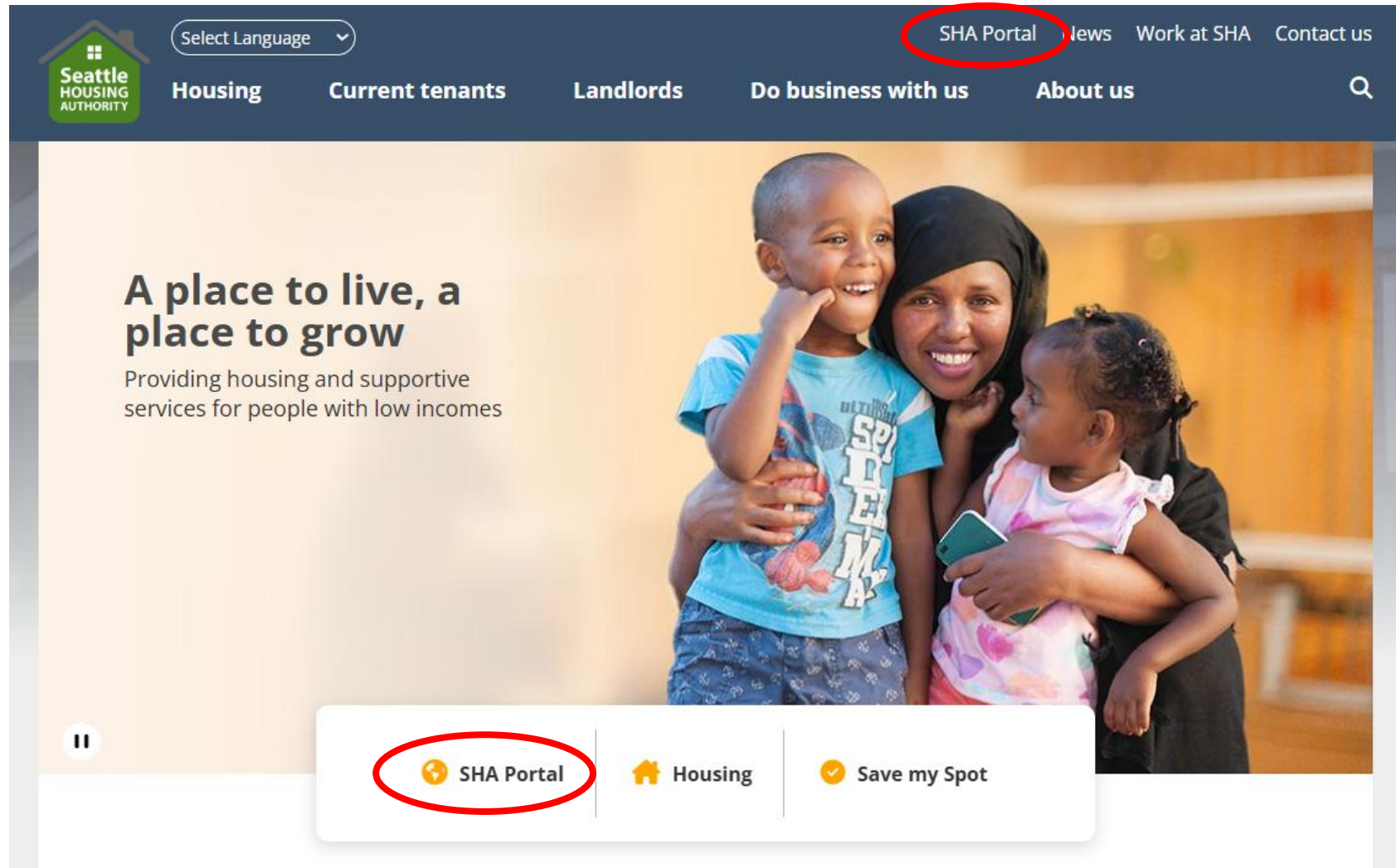
Please read and accept the Terms and Conditions

Register

Complete all fields.

Read the Terms and Conditions and accept them. Then click "Register."  
This completes the registration process.

To log in, simply go to <https://seattlehousing.org> and click on “SHA Portal.”



[HOME](#)[HOUSING](#)[SUPPORTIVE SERVICES](#)[CURRENT TENANTS](#)[DO BUSINESS WITH US](#)[ABOUT US](#)[News](#) [Events](#) [Work at SHA](#) [Contact us](#)[SHA Portal](#)[How to register](#)

Click here

[Home](#)

## What is the SHA Portal?

Already registered? [Log in](#). If you have not yet registered, please follow the instructions below.

## What can I use the SHA Portal to do?

The SHA Portal is a convenient and secure way to do business online with Seattle Housing Authority.

### Applicants

- Apply for a chance to receive a Housing Choice Voucher
- Update an existing application for SHA Housing\*
- Update contact information

New applicants, please visit [Housing](#) to learn about the different programs and different application processes.

### Tenants

- Report changes to household or income
- Submit recertification information
- [Pay rent online or set up walk-in payments at a nearby store](#) (SHA residents only)
- Update contact information
- Contact property manager or certification specialist
- [Submit maintenance requests](#) (SHA residents only)

### Landlords

- Manage property accounts
- Request Tenancy Approval
- Access 1099s
- Request rent increases
- Transact other business with SHA
- Update contact information
- Contact Landlord Support

## How do I register?

Click the button below to go to the SHA Portal and select Applicant Login, Tenant Login or Landlord Login. On the following page, select Click here to register. If you need help with registration, [see detailed instructions](#). If you need additional assistance, please [contact us](#).

Applicants, please note that registering for a user account on the SHA Portal does not mean you have applied for a Housing Choice Voucher or SHA Housing. After registering, please follow additional instructions to complete and submit your application.

[SHA Portal >](#)

OR click here

Click “Landlord Login”



[APPLICANT LOGIN](#) | [TENANT LOGIN](#) | [LANDLORD LOGIN](#)



Welcome To Seattle Housing Authority Portal

[TERMS AND CONDITIONS](#) | [PRIVACY POLICY](#) | [TRANSLATE THIS PAGE](#) | [CONTACT US](#)

There are 3 login options:  
LOGIN OPTION 1: Login with Email



## SHA Portal Login

✉ Continue with Email

🌐 Continue with Google

🍏 Continue with Apple

Select Continue with Email

### Register for a Fast, Easy Application

With a free account, you can:

- our application and log in at any time to continue.
- the status of your applications.
- ur account with multiple applications.



## LOGIN OPTION 1: Login with Email (continued)



← Sign in

Please enter the email address associated with your account.

Email address

Enter your email address

This site is protected by reCAPTCHA and the Google Privacy Policy and Terms of Service apply.

Send Verification Code

1

or

Email a Link to Login

2

Enter the same Email used to register the account and select one of the choices: (1) Verification Code can be sent to Email or Phone, (2) Link to Login will be sent to the Email.

## LOGIN OPTION 1, choice 1: Login with Email (continued)



← How would you like to receive your verification code?

- ☐ Send verification code to \*\*\*\*\* [REDACTED]
- ☒ Send verification code to [REDACTED]@gmail.com

Continue

We've sent a one-time password (OTP) to your email address.

← Please enter the code below to continue.

Enter OTP \*

Verify OTP

Didn't receive the OTP? You can resend it in 28 seconds.

1

If choice (1) was selected, you will be prompted to choose where the code will be sent – as an SMS to Phone number listed on the account, or to the Email address.

On the next screen you will be asked to enter the code received to gain access to your SHA Portal account.

## LOGIN OPTION 1, choice 2: Login with Email (continued)



②

**Check your inbox.**

If the information you entered matches our records, you'll soon receive an email containing a one-time sign-in link.

elementarno.yoga@gmail.com

**Don't see your email?**

Check your spam folder or [resend](#) the link.

If Option (2) was selected, you will see this message. Go to your Email inbox to follow the login link sent to access your SHA Portal account.

## LOGIN OPTION 2: Login with Google



### SHA Portal Login


Continue with Email


Continue with Google

Continue with Apple

If the email used to register for SHA Portal account was a Gmail address, you can use the option to log in using Google sign in feature

# LOGIN OPTION 2: Login with Google (continued)



 Sign in with Google

Sign in

to continue to [securecafe.com](#)

Email or phone

[Forgot email?](#)

Create account

Next

English (United States)

Help

Privacy

Terms

You will be guided through Google authentication prompts to log in to your SHA Portal account via Google honoring your Google account settings.




## LOGIN OPTION 3: Login with Apple



### SHA Portal Login


 Continue with Email


 Continue with Google

 Continue with Apple


If the email used to register for the SHA Portal account was an Email address associated with your Apple account, you can use the option to log in using Apple sign in feature.

# LOGIN OPTION 3: Login with Apple (continued)






Apple Account




Use your Apple Account to sign in to Yardi App Apple Login Service.



In setting up Sign in with Apple, information about your interactions with Apple and this device may be used by Apple to help prevent fraud. [See how your data is managed...](#)


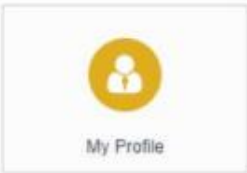

Continue

 Sign in with iPhone

Requires a device with iOS 17 or later.

You will be guided through Apple authentication prompts to log in to your SHA Portal account via Apple account honoring your Apple account settings.

After you log in to the SHA Portal, you will see a dashboard where you can access your account and perform tasks. Remember to Sign Out when done.



QUICK LINKS

I want to:

Update Contact Information

Go





If you need help accessing the SHA Portal, please fill out the [Contact SHA Form](#), selecting option “Inquiries from Landlords”.

If you have non-technical questions, please contact SHA’s Owner Liaison at 206.239.1672 or [landlordsupport@seattlehousing.org](mailto:landlordsupport@seattlehousing.org)